

DELHI TRANSCO LIMITED
STATE LOAD DESPATCH CENTRE

Regd. Office : Delhi Transco Ltd., Shakti Sadan, Kotla Marg, New Delhi - 110002

Office of Dy. G. M. (SO)
33kV Sub-Station Building,
Minto Raod, New Delhi -02
Phone No:23221175

Fax No.23221012, 23221059

No. F.DTL/207/2009-10/DGM(SO)/

Dated 05.04.2010

TO,

- 1 G. Manager (Commercial)NTPC, Noida (Fax No. : 95120-2410056)
- 2 G. Manager (BTPS), (Fax No. : 95120-2410056)
- 3 Managing Director (IPGCL)
- 4 Managing Director (PPCL)
- 5 CEO, BSES Rajdhani Power Ltd,BSEB Bhavan, N Delhi-19
- 6 CEO, BSES Yamuna Power Ltd, Shakti Kiran Bldg, N. Delhi-92
- 7 CEO, NDPL, Kingsway Camp, N Delhi-09
- 8 Sh. Sunil Kakkar, DGM(PMG), BSES Yamuna Power Ltd, 2nd Floor,Shakti sadan Bldg.
Karkarduma, Delhi-110092
- 9 Sh. Sanjay Srivastav, DGM(PMG), BSES Rajdhani Power Ltd, 3rd Floor
Bldg. No.20, Nehru Place, New Delhi-110019
- 10 Director (Commercial), NDMC, Palika Kendra, N Delhi-01
- 11 G.E.(U),Electric Supply,Kotwali Road,Near Gopinath Bazar,Delhi Cantt., N.Delhi
- 12 SE (Commercial), NRPC
- 13 The Secretary, DERC

Sub.: Provisional Intra-State ABT based Energy Account for the month of March 2010

Sir,

Please find herewith the Provisional Intra-State ABT based Energy Accounts for the month of March, 2010.
The energy accounts contain the following

- | | |
|------------|--|
| Annexure-1 | Availability of generating stations within Delhi. |
| Annexure-2 | PLF based on scheduled generation of generating stations within Delhi |
| Annexure-3 | Monthly & Cumulative weighted average entitlement of Distribution licensees |
| Annexure-4 | Energy scheduled to Distribution licensees from generating stations within Delhi |
| Annexure-5 | Details of Open Cycle operation of G.T.Stations in Delhi (PPCL & IPGCL) |
| Annexure-6 | Incentive energy booked to Distribution Licensees from generating stations within Delhi. |


As far as Inter Discom transfer of energy is concerned, the same would be issued on the basis of SEM data basis as decided in the meeting with stake holders held in SLDC on 24.12.2008.

The Accounts are posted in SLDC website also.

This is for your information and further necessary action please.

Encl: As above

Yours faithfully,



Dy. General Manager(System Operation)

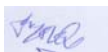
Copy for kind information:

DGM(T) TO DIR (OPERATION)
G.M.(O&M),DTL
G.M.(SLDC)
G.M.(DPPG.)
D.G.M.(SCADA)

DELHI TRANSCO LIMITED
State Load Despatch Centre
Provisional Energy Accounts for the month of March'10

A Details of Availability of Generating Station with in Delhi

Stations	Period	Monthly Availability in %	Cumulative Availability in %
BTPS	Apr'09	83.58	83.58
	May'09	102.51	93.20
	June'09	101.91	96.07
	July'09	99.30	96.89
	Aug'09	83.59	94.20
	Sept'09	87.53	93.10
	Oct'09	91.24	92.83
	Nov'09	81.47	91.44
	Dec'09	75.17	89.60
	Jan'10	90.78	89.72
	Feb'10	68.69	87.96
	Mar'10	70.31	86.46
	RPH	Apr'09	73.60
May'09		62.06	67.74
June'09		66.37	67.29
July'09		53.70	63.83
Aug'09		56.49	62.35
Sept'09		39.75	58.64
Oct'09		35.67	55.32
Nov'09		35.13	52.83
Dec'09		68.38	54.59
Jan'10		44.85	53.60
Feb'10		32.61	51.84
Mar'10		84.81	54.64
IP		Apr'09	50.43
	May'09	38.89	44.56
	June'09	33.95	41.06
	July'09	43.73	41.74
	Aug'09	27.44	38.84
	Sept'09	20.64	35.86
	Oct'09	19.10	33.43
GT	Apr'09	66.17	66.17
	May'09	68.61	70.96
	June'09	74.42	70.52
	July'09	68.56	70.02
	Aug'09	75.61	71.16
	Sept'09	70.63	71.07
	Oct'09	84.13	72.96
	Nov'09	77.42	73.51
	Dec'09	81.21	74.38
	Jan'10	76.97	74.64
	Feb'10	68.90	74.16
	Mar'10	63.77	73.28



DELHI TRANSCO LIMITED
State Load Despatch Centre
Provisional Energy Accounts for the month of March'10

A Details of Availability of Generating Station with in Delhi

Stations	Period	Monthly Availability in %	Cumulative Availability in %
PPCL	Apr'09	92.22	92.22
	May'09	90.13	91.16
	June'09	87.87	90.07
	July'09	64.69	83.62
	Aug'09	61.91	79.22
	Sept'09	90.24	81.03
	Oct'09	79.84	80.86
	Nov'09	91.74	82.20
	Dec'09	93.78	83.50
	Jan'10	91.33	84.29
	Feb'10	89.39	84.72
	Mar'10	93.83	85.50




MANAGER(SO)

DELHI TRANSCO LIMITED
State Load Despatch Centre
Provisional Energy Accounts for the month of March'10

B Details of PLF based on scheduled Generation of Generating Stations with in Delhi


Stations	Period	Monthly PLF in %	Cumulative PLF in %
BTPS	Apr'09	82.62	82.62
	May'09	99.80	91.35
	June'09	101.41	94.66
	July'09	98.47	95.63
	Aug'09	82.69	93.01
	Sept'09	85.16	91.72
	Oct'09	89.25	91.36
	Nov'09	77.01	89.60
	Dec'09	72.41	87.66
	Jan'10	86.35	87.53
	Feb'10	64.86	85.63
	Mar'10	69.31	84.24
	RPH	Apr'09	73.60
May'09		62.06	67.74
June'09		66.37	67.29
July'09		53.70	63.83
Aug'09		56.49	62.35
Sept'09		39.75	58.64
Oct'09		35.67	55.32
Nov'09		35.13	52.83
Dec'09		68.38	54.59
Jan'10		44.85	53.60
Feb'10		32.61	51.84
Mar'10		84.81	54.64
IP		Apr'09	50.43
	May'09	38.89	44.56
	June'09	33.95	41.06
	July'09	43.73	41.74
	Aug'09	27.44	38.84
	Sept'09	20.64	35.86
	Oct'09	19.10	33.43
GT	Apr'09	62.90	62.90
	May'09	63.27	63.64
	June'09	66.49	64.33
	July'09	67.44	65.12
	Aug'09	73.30	66.78
	Sept'09	59.72	65.62
	Oct'09	71.96	66.54
	Nov'09	59.22	65.64
	Dec'09	52.41	64.15
	Jan'10	57.17	63.45
	Feb'10	64.19	63.51
	Mar'10	60.05	63.21



DELHI TRANSCO LIMITED
State Load Despatch Centre
Provisional Energy Accounts for the month of March'10

B Details of PLF based on scheduled Generation of Generating Stations with in Delhi

Stations	Period	Monthly PLF in %	Cumulative PLF in %
PPCL	Apr'09	88.13	88.13
	May'09	89.74	88.95
	June'09	85.77	87.90
	July'09	64.69	82.00
	Aug'09	61.91	77.93
	Sept'09	89.90	79.89
	Oct'09	79.77	79.88
	Nov'09	90.18	81.14
	Dec'09	92.95	82.47
	Jan'10	91.03	83.34
	Feb'10	84.17	83.41
	Mar'10	93.24	84.24




MANAGER(SO)

DELHI TRANSCO LIMITED
State Load Despatch Centre
Provisional Energy Accounts for the month of March'10

Annexure-3

C) Weighted Avg. Entitlement of Distribution Licensees based on DERC order on re-assignment of PPAs


Stations	Period	BSES	BYPL	NDPL	NDMC	MES	IP	Jhajjar
BTPS	Apr'09	31.640	23.610	22.590	15.070	7.090		
	May'09	31.640	23.610	22.590	15.070	7.090		
	June'09	31.640	23.610	22.590	15.070	7.090		
	July'09	32.670	23.330	21.610	15.300	7.090		
	Aug'09	32.670	23.330	21.610	15.300	7.090		
	Sept'09	32.670	23.330	21.610	15.300	7.090		
	Oct'09	32.670	23.330	21.610	15.300	7.090		
	Nov'09	32.670	23.330	21.610	15.300	7.090		
	Dec'09	32.670	23.330	21.610	15.300	7.090		
	Jan'10	33.370	22.340	21.880	15.320	7.090		
	Feb'10	33.370	22.340	21.880	15.320	7.090		
	Mar'10	33.370	22.340	21.880	15.320	7.090		
RPH	Apr'09	38.540	31.410	30.050	0.000	0.000		
	May'09	38.540	31.410	30.050	0.000	0.000		
	June'09	38.540	31.410	30.050	0.000	0.000		
	July'09	42.230	29.530	27.990	0.250	0.000		
	Aug'09	42.230	29.530	27.990	0.250	0.000		
	Sept'09	42.230	29.530	27.990	0.250	0.000		
	Oct'09	42.230	29.530	27.990	0.250	0.000		
	Nov'09	41.690	28.850	27.650	0.220	0.000	0.84	0.75
	Dec'09	41.690	28.850	27.650	0.220	0.000	0.84	0.75
	Jan'10	42.360	27.900	27.910	0.240	0.000	0.84	0.75
	Feb'10	42.360	27.900	27.910	0.240	0.000	0.84	0.75
	Mar'10	42.360	27.900	27.910	0.240	0.000	0.84	0.75
IP	Apr'09	38.780	31.210	30.010	0.000	0.000		
	May'09	38.780	31.210	30.010	0.000	0.000		
	June'09	38.780	31.210	30.010	0.000	0.000		
	July'09	42.270	29.470	28.020	0.240	0.000		
	Aug'09	42.270	29.470	28.020	0.240	0.000		
	Sept'09	42.270	29.470	28.020	0.240	0.000		
	Oct'09	42.270	29.470	28.020	0.240	0.000		
	Nov'09	42.270	29.470	28.020	0.240	0.000		
	Dec'09	42.270	29.470	28.020	0.240	0.000		
	Jan'10	42.270	29.470	28.020	0.240	0.000		
GT	Apr'09	38.540	31.410	30.050	0.000	0.000		
	May'09	38.540	31.410	30.050	0.000	0.000		
	June'09	38.540	31.410	30.050	0.000	0.000		
	July'09	42.230	29.530	27.990	0.250	0.000		
	Aug'09	42.230	29.530	27.990	0.250	0.000		
	Sept'09	42.230	29.530	27.990	0.250	0.000		
	Oct'09	42.230	29.530	27.990	0.250	0.000		
	Nov'09	42.230	29.530	27.990	0.250	0.000		
	Dec'09	42.230	29.530	27.990	0.250	0.000		
	Jan'10	42.990	28.460	28.280	0.270	0.000		
	Feb'10	42.990	28.460	28.280	0.270	0.000		
	Mar'10	42.990	28.460	28.280	0.270	0.000		

DELHI TRANSCO LIMITED
State Load Despatch Centre
Provisional Energy Accounts for the month of March'10

Annexure-3(Contd..)

C) Weighted Avg. Entitlement of Distribution Licensees based on DERC order on re-assignment of PPAs

Stations	Period	BSES	BYPL	NDPL	NDMC	MES	IP	Jhajjar
PPCL	Apr'09	31.410	21.880	20.950	25.760	0.000		
	May'09	31.410	21.880	20.950	25.760	0.000		
	June'09	31.410	21.880	20.950	25.760	0.000		
	July'09	31.010	22.510	20.470	26.010	0.000		
	Aug'09	31.010	22.510	20.470	26.010	0.000		
	Sept'09	31.010	22.510	20.470	26.010	0.000		
	Oct'09	31.010	22.510	20.470	26.010	0.000		
	Nov'09	31.100	22.510	20.470	26.010	0.000		
	Dec'09	31.100	22.510	20.470	26.010	0.000		
	Jan'10	31.760	21.440	20.770	26.030	0.000		
	Feb'10	31.760	21.440	20.770	26.030	0.000		
	Mar'10	31.760	21.440	20.770	26.030	0.000		




MANAGER(SO)

Annexure-3(contd..)

DELHI TRANSCO LIMITED

State Load Despatch Centre

Provisional Energy Accounts for the month of March'10

C) Cumulative Weighted Avg. Entitlement of Distribution Licensees based on DERC order on re-assignment of PPAs

Stations	Period	BSES	BYPL	NDPL	NDMC	MES	IP	Jhajjar	
BTPS	Apr'09	31.640	23.610	22.590	15.070	7.090			
	May'09	31.640	23.610	22.590	15.070	7.090			
	June'09	31.640	23.610	22.590	15.070	7.090			
	July'09	31.902	23.539	22.341	15.128	7.090			
	Aug'09	32.0574	23.4965	22.1929	15.1632	7.0900			
	Sept'09	32.158	23.469	22.097	15.186	7.090			
	Oct'09	32.232	23.449	22.027	15.202	7.090			
	Nov'09	32.290	23.430	21.980	15.210	7.090			
	Dec'09	32.329	23.423	21.934	15.224	7.090			
	Jan'10	32.4346	23.3130	21.9288	15.2336	7.090			
	Feb'10	32.5130	23.2310	21.9250	15.2410	7.090			
	Mar'10	32.5858	23.1557	21.9209	15.2476	7.090			
	RPH	Apr'09	38.540	31.410	30.050	0.000	0.000		
May'09		38.540	31.410	30.050	0.000	0.000			
June'09		38.540	31.410	30.050	0.000	0.000			
July'09		39.478	30.932	29.527	0.064	0.000			
Aug'09		40.0353	30.6482	29.2152	0.1013	0.0000			
Sept'09		40.395	30.465	29.014	0.126	0.000			
Oct'09		40.661	30.329	28.866	0.144	0.000			
Nov'09		40.790	30.150	28.720	0.150	0.000	0.10	0.09	
Dec'09		40.889	30.002	28.596	0.161	0.000	0.186	0.166	
Jan'10		41.038	29.788	28.527	0.169	0.000	0.253	0.225	
Feb'10		41.149	29.630	28.475	0.175	0.000	0.302	0.269	
Mar'10		41.252	29.483	28.427	0.180	0.000	0.348	0.31	
IP		Apr'09	38.780	31.210	30.010	0.000	0.000		
	May'09	38.780	31.210	30.010	0.000	0.000			
	June'09	38.780	31.210	30.010	0.000	0.000			
	July'09	39.667	30.768	29.504	0.061	0.000			
	Aug'09	40.1942	30.5049	29.2036	0.0973	0.0000			
	Sept'09	40.5345	30.3352	29.0096	0.1207	0.0000			
	Oct'09	40.7859	30.2099	28.8662	0.1379	0.0000			
	GT	Apr'09	38.540	31.410	30.050	0.000	0.000		
		May'09	38.540	31.410	30.050	0.000	0.000		
		June'09	38.540	31.410	30.050	0.000	0.000		
July'09		39.478	30.932	29.527	0.064	0.000			
Aug'09		40.0353	30.6482	29.2152	0.1013	0.0000			
Sept'09		40.395	30.465	29.014	0.126	0.000			
Oct'09		40.661	30.329	28.866	0.144	0.000			
Nov'09	40.850	30.230	28.760	0.160	0.000				
Dec'09	41.009	30.152	28.672	0.167	0.000				
Jan'10	41.2096	29.9807	28.6320	0.1777	0.0000				
Feb'10	41.3589	29.8532	28.6025	0.1854	0.0000				
Mar'10	41.4974	29.7349	28.5751	0.1926	0.0000				

Annexure-3(contd..)

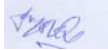
DELHI TRANSCO LIMITED
State Load Despatch Centre
Provisional Energy Accounts for the month of March'10

**C) Cumulative Weighted Avg. Entitlement of Distribution Licensees based on DERC order
on re-assignment of PPAs**

Stations	Period	BSES	BYPL	NDPL	NDMC	MES	IP	Jhajjar
PPCL	Apr'09	31.410	21.880	20.950	25.760	0.000		
	May'09	31.410	21.880	20.950	25.760	0.000		
	June'09	31.410	21.880	20.950	25.760	0.000		
	July'09	31.308	22.040	20.828	25.824	0.000		
	Aug'09	31.248	22.135	20.756	25.861	0.000		
	Sept'09	31.209	22.197	20.709	25.886	0.000		
	Oct'09	31.180	22.242	20.674	25.904	0.000		
	Nov'09	31.159	22.275	20.649	25.917	0.000		
	Dec'09	31.142	22.302	20.629	25.927	0.000		
	Jan'10	31.205	22.214	20.643	25.938	0.000		
	Feb'10	31.252	22.149	20.654	25.945	0.000		
	Mar'10	31.2947	22.0891	20.6636	25.9526	0.0000		



MANAGER(SO)



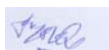
DELHI TRANSCO LIMITED
State Load Despatch Centre
Provisional Energy Accounts for the month of March'10

D) Details of Energy Scheduled to the Licensees (in Mus) from Generating Stations with in Delhi

Stations	Licensees	Scheduled Energy
BTPS	BRPL	107.962712
	BYPL	72.277105
	NDPL	70.788856
	NDMC	49.565141
	MES	22.938437
	Total	323.532250
RPH*	BRPL	31.024237
	BYPL	20.442550
	NDPL	20.435342
	NDMC	0.180206
	MES	0.000000
	IP	1.838640
	Jhajjar	1.654776
	Total	75.575750
GT(APM, PMT, RLNG)	BRPL	50.300790
	BYPL	33.299849
	NDPL	33.089238
	NDMC	0.315916
	MES	0.000000
	Total	117.005793
GT(S-RLNG)	BRPL	0.000000
	BYPL	0.000000
	NDPL	0.000000
	NDMC	0.000000
	MES	0.000000
	Total	0.000000
GT(LQ)	BRPL	0.000000
	BYPL	0.000000
	NDPL	0.000000
	NDMC	0.000000
	MES	0.000000
	Total	0.000000

*As per the Govt. of NCT of Delhi Order dated 24.12.09 w.e.f 01.11.09 to 30.06.10, the construction power for Jhajjar to the tune of 0.9 MW & 1 MW auxiliary power to IP is allocated from RPH at Ex-Bus.

As Such, The constructional Power to Jhajjar to the tune of 0.6696 Mus & Auxiliary power to IP to the tune of 0.7440 Mus was allocated for the month.




MANAGER(SO)

Annexure-4(contd..)

DELHI TRANSCO LIMITED
State Load Despatch Centre
Provisional Energy Accounts for the month of March'10

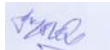
D) Details of Energy Scheduled to the Licensees (in Mus) from Generating Stations with in Delhi

Stations	Licensees	Scheduled Energy
PPCL(APM, PMT,RLNG)	BRPL	70.523159
	BYPL	47.607574
	NDPL	46.11984
	NDMC	57.799680
	MES	0.000000
	Total	222.050250
PPCL(S-RLNG)	BRPL	0.000000
	BYPL	0.000000
	NDPL	0.000000
	NDMC	0.000000
	MES	0.000000
	Total	0.000000

* To exploit Max. efficiency & to over come gas shortages 1.67 MUs(Ex-bus) capacity has been swapped from GT to PPCL.



MANAGER(SO)



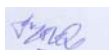
DELHI TRANSCO LIMITED
State Load Despatch Centre
Provisional Energy Accounts for the month of March'10

E) Details of Open Cycle Operation of GT stations (IPGCL & PPCL) in Delhi

Stations	Unit No.	Date	From(Hrs)	Date	Upto(Hrs)
GTPS	1	22.03.10	7.16	22.03.10	8.27
	3	13.03.10	11.32	13.03.10	16.38
		24.03.20	9.25	24.03.20	18.58
	6	16.03.10	12.00	16.03.10	16.18
PPCL	1	28.03.10	0.00	28.03.10	6.20
	2	28.03.10	6.50	28.03.10	14.18



MANAGER(SO)



DELHI TRANSCO LIMITED
State Load Despatch Centre
Provisional Energy Accounts for the month of March'10

F) Details of Cumulative & Monthly Energy Scheduled to Licensees from Generating Stations with in Delhi beyond Target PLF for Incentive, (in Mus) stipulated for Generating Stations

Stations	Licensees	Incentive Energy upto last month in Mus	Incentive Energy upto this month in Mus	Incentive Energy for the month in Mus
BTPS	BRPL	173.790745	165.516908	-8.273837
	BYPL	124.178039	117.617449	-6.560590
	NDPL	117.193346	111.345413	-5.847933
	NDMC	81.466487	77.448863	-4.017624
	MES	37.897932	36.013067	-1.884866
	Total		534.526550	507.941700
RPH	BRPL	-71.147590	-65.956819	5.190771
	BYPL	-51.275203	-47.177239	4.097964
	NDPL	-49.252975	-45.465504	3.787471
	NDMC	-0.305046	-0.291583	0.013463
	MES	0.000000	0.000000	0.000000
	IP	-1.245175	-1.187899	0.057275
	Jhajjar	-1.120657	-1.069109	0.051548
	Total		-174.346646	-161.148154
GT	BRPL	-56.363096	-64.598953	-8.235857
	BYPL	-40.683367	-46.288220	-5.604853
	NDPL	-38.978912	-44.482791	-5.503879
	NDMC	-0.252686	-0.299824	-0.047139
	MES	0.000000	0.000000	0.000000
	Total		-136.278061	-155.669788
PPCL	BRPL	27.341977	37.245947	9.903970
	BYPL	19.378507	26.289768	6.911261
	NDPL	18.070031	24.593239	6.523208
	NDMC	22.699704	30.887996	8.188292
	MES	0.000000	0.000000	0.000000
	Total		87.490220	119.016950

(1) As per CERC order the Target PLF for BTPS is 75% for FY 08-09

(2) As per DERC order the Target PLF for GT is 70%

(3) As per DERC order the Target PLF for RPH is 70%

(4) The Target PLF for the IPGCL & PPCL are based on Tariff order for 2009-10 as per MYT norms notified by DERC.

As far as BTPS is concerned, the tariff regulations for 2009-14 would prevail.

The salient features are:


- 1) Normative Annual Plant Availability 82%
- 2) Auxilliary consumption 9.50%
- 3) Capacity Charges (inclusive of incentive) shall be calculated with the following formula
 $AFC \times (NDM/NDY) \times (PAFM \times NAPAF)$ (in Rupees)
AFC = Annual Fixed cost
NAPAF = Normative Annual Plant Availability Factor in %
NDM = Number of days in Month
NDY = Number of days in Year
PAFM = Plant Availability factor Achieved during the month in %
PAFY = Plant Availability factor Achieved during the Year in %

However as per CERC Regulation item(5) of chapter2

(3) In Case of the existing projects, the generating company or the transmission licensees, as the case may be, shall continue to provisionally bill the beneficiaries or the long-term customers with the tariff approved by the Commission and applicable as on 31.03.2009 for the period starting from 01.04.2009 till approval of the tariff by the Commission in accordance these regulations.

Provided that where the tariff provisionally billed exceeds or falls short of the final tariff approved by the Commission under these regulations, the generating company or the transmission licensees, as the case may be, shall refund to or recover from the beneficiaries or the transmission customers, as the case may be, within six months along with simple interest at the rate equal to short-term Prime Lending Rate of State Bank of India on the 1st April of the concerned / respective year.

It was enquired from NRPC and came to know that NRPC issued accounts of all existing Central Sector in same line with the CERC tariff regulations for the period 2004-2009 provisionally till the tariff of individual are decided by CERC as per the new regulations. As such, same methodology adopted by NRPC for preparation of Energy Accounts for existing Central Sector Generating Stations has been adopted in case of BTPS by SLDC Delhi.



MANAGER(SO)

|

|

|

|

|